

Campus Name		Crain Elementary			
Annual Goal		Quarterly Goals		Did you meet your Quarterly Goal?	Did you meet your Annual Goal?
#1	Decrease number of ISS/OSS hours to less than 1600 in the 2016-17 school year.	Q1:	50% of "Positive Paws" given to students will reflect the targeted virtue from the Crain Pledge and the EAFK (Early Acts First Knights) curriculum.	No but made significant progress	Select
		Q2:	60% of "Positive Paws" given to students will reflect the targeted virtue from the Crain Pledge and the EAFK (Early Acts First Knights) curriculum.	Yes	
		Q3:	65 % of "Positive Paws" given to students will reflect a virtue from the Crain Pledge and the EAFK (Early Acts First Knights) curriculum.	Yes	
		Q4:	70% of "Positive PAWS" given to students will reflect a virtue from the Crain Pledge or the EAFK (Early Acts First Knights) curriculum.	Select	
Annual Goals		Quarterly Goals		Did you meet your Quarterly Goal?	Did you meet your Annual Goal?
#2	Increase Crain student attendance to 98% in the 2016-17 school year	Q1:	70% of pre-attendance folders will be submitted on time(8:00am) for accurate attendance calculations.	Yes	Select
		Q2:	Conduct Face-to Face conference with at least of 50% families whose children have been identified as having barriers to attendance.	Yes	
		Q3:	Conduct Face-to-Face conferences with at least 55% of families whose children have been identified as having barriers to attendance.	Yes	
		Q4:	Conduct face-to-face conference with at least 60% of families whose children have been identified as having barriers to attendance.	Select	
Annual Goals		Quarterly Goals		Did you meet your Quarterly Goal?	Did you meet your Annual Goal?
#3	64% of students in grade 3-5 will meet level II standard for passing on the 2017 STAAR Mathematics assessment.	Q1:	60% of students in grades 2-5 will achieve a combined score of 70% or higher on two "deepest-hole" (readiness standards) TEKS as identified in checkpoint #1 on checkpoint #2.	No	Select
		Q2:	65% of students in grades 2-5 will achieve a combined score of 60% or higher on two "deepest-hole" (readiness standards) TEKS as identified in Math checkpoint #2.	No but made some progress	
		Q3:	Students in grades 2-5 will increase their Math benchmark scores by an average of 10% from their CBA performance.	Yes	
		Q4:	60% of 5th graders will score a 48% or better on the March and May administration of STAAR Math.	Select	
Annual Goals		Quarterly Goals		Did you meet your Quarterly Goal?	Did you meet your Annual Goal?
#4	67% of students in grade 3-5 will meet level II standard for passing on the 2017 STAAR Reading assessment.	Q1:	60% of students in grades K-5 will meet their Quarter 1 Fluency goal.	No but made significant progress	Select
		Q2:	65% of students in grades K-5 will meet their Quarter 2 Fluency goal.	No but made significant progress	
		Q3:	Students in grades 2-5 will increase their reading benchmark scores by an average of 10% from t	Yes	
		Q4:	60% of 5th graders will score a 57% or better on the March and May administration of STAAR Rea	Select	
Annual Goals		Quarterly Goals		Did you meet your Quarterly Goal?	Did you meet your Annual Goal?
#5	63% of students in grade 4 will meet level II standard for passing on the 2017 STAAR Writing assessment.	Q1:	80% of closing tasks will include cross curricular writing.	No but made some progress	Select
		Q2:	85% of closing tasks will be of cross curricular writing in Science, Social Studies and Math.	No but made significant progress	
		Q3:	90% of closing tasks in Science, Math and Social Studies will be written.	Yes	
		Q4:	95% of closing tasks in Science, Social Studies and Math will be written.	Select	

District Name:	<i>Victoria ISD</i>	Campus Name:
-----------------------	---------------------	---------------------

--

*** Imp
Attestation Statement: <input type="checkbox"/>

Problem Statement 1:	During this school year, the Possible justification for the removing the local code for re documentation for a few st
Root Cause 1:	There was not a consistent c

--

PS1 - Q3 SMART Goal:	
Q3 Intervention #1	Analyze and disaggregate discipline referral data to determine trends in data to determine areas of need.
What data will be collected to monitor interventions in Q3?	Eschool discipline data
Action(s)	The administrative team will analyze discipline referral data and report back to staff monthly; follow the Plan-Do-Study-Act protocol to make adjustments and clarifications as needed. Display student discipline referrals using Quality Tools.
Resources / PD	Eschool discipline data; Win-Win Discipline

Person(s) Responsible	Administrative Team
Timeline for Completion	10-Mar-17
AIM Alignment	AIM 2: Safe & Nurturing Environment
Title I School Wide Components	Including Teachers in Decision Making about Data and Assessment
Estimated Cost	0
Funding Source(s)	Select Funding Source From Dropdown
Did you meet this quarter's goal?	Yes
Problem Statement 2:	Crain attendance has not in (2014-15), Year 2 - 95.5% (202398 (not being able to file or
Root Cause 2:	Stakeholder perception of the
PS2 - Q3 SMART Goal:	
Q3 Intervention #1	Contact families by phone of any absent student(s) on the pre-attendance folder.
What data will be collected to monitor interventions in Q3?	Contact Log


Action(s)	Parent Liaison and TTIPs Social Worker will contact families of absent children to assist in overcoming barriers to coming to school.
Resources / PD	Contact Log
Person(s) Responsible	Parent Liaison and TTIPS Social Worker
Timeline for Completion	On-going
AIM Alignment	AIM 7: Active Parent, Student, and Community Involvement
Title I School Wide Components	Select Title I Component from dropdown
Estimated Cost	0
Funding Source(s)	Select Funding Source From Dropdown TTIPS Grant
Did you meet this quarter's goal?	Yes
Problem Statement 3:	51% of gr 3-5 students did no
Root Cause 3:	Lacked time in the daily sche

PS3 - Q3 SMART Goal:	
Q3 Intervention #1	Provide smaller group settings for interventions by utilizing our TTIPS interns.
What data will be collected to monitor interventions in Q3?	Lesson plans; walkthrough data; CBA data; benchmark data
Action(s)	We will utilize our TTIPs interns to provide smaller group settings for interventions. We will use formative math data to determine intervention groups.
Resources / PD	Instructional Coaches will provide job embedded training for interns to provide quality interventions.
Person(s) Responsible	Instructional Coaches, TTIPS Interns, Teachers, Administrators
Timeline for Completion	On-going
AIM Alignment	AIM 3: Optimal Educational Resources
Title I School Wide Components	Strategies to attract HQ teachers to high needs schools
Estimated Cost	0
Funding Source(s)	TTIPS Grant
Did you meet this quarter's goal?	Yes

Problem Statement 4:	51% of gr 3-5 students did
Root Cause 4:	Lacked time in the daily sche

PS4 - Q3 SMART Goal:	
Q3 Intervention #1	Implement ELAR Lesson Cycle Protocol.
What data will be collected to monitor interventions in Q3?	Review Lesson Plans; walk-throughs
Action(s)	Continue to utilize the ELAR Lesson Cycle Protocol daily. We will add the COUGARS close reading strategy to the lesson cycle.
Resources / PD	Guided Lesson Planning Sessions
Person(s) Responsible	Teachers, Instructional Coaches, and Administrators
Timeline for Completion	on-going
AIM Alignment	AIM 1: Excellent Student Achievement
Title I School Wide Components	Instruction by HQ teachers
Estimated Cost	0
Funding Source(s)	Select Funding Source From Dropdown

Did you meet this quarter's goal?	Yes



Problem Statement 5:	53% of 4th grade students d
Root Cause 5:	Lacked time in the daily sche



PS5 - Q3 SMART Goal:	
Q3 Intervention #1	In grade level team planning, teachers will document and implement separate rigorous writing lessons showing evidence of Writing Academy components.
What data will be collected to monitor interventions in Q3?	Walk through data, Lesson Plans, Examples of student writing
Action(s)	Use Neihaus coding system. 4th grade teachers will implement a protocol to ensure systematic writing instruction.
Resources / PD	The Writing Academy Curriculum Guide; PLC; Essential Evenings; Sensational Saturdays
Person(s) Responsible	Teachers, Instructional Coaches, Administrators
Timeline for Completion	On-going
AIM Alignment	AIM 5: Highly Effective & Qualified Personnel

Title I School Wide Components	Instruction by HQ teachers
Estimated Cost	0
Funding Source(s)	Select Funding Source From Dropdown
Did you meet this quarter's goal?	Yes
Problem Statement 6:	
Root Cause 6:	
PS6 - Q3 SMART Goal:	
Q3 Intervention #1	<enter Intervention #1 here>
What data will be collected to monitor interventions in Q3?	<enter data source(s) here>
Action(s)	<enter action(s) here>
Resources / PD	<enter resources/PD here>
Person(s) Responsible	<enter person(s) responsible here>

Timeline for Completion	<enter dates here>
AIM Alignment	Select AIM from dropdown
Title I School Wide Components	Select Title I Component from dropdown
Estimated Cost	<enter estimated cost here>
Funding Source(s)	Select Funding Source From Dropdown
Did you meet this quarter's goal?	Select
Problem Statement 7:	
Root Cause 7:	
PS7 - Q3 SMART Goal:	
Q3 Intervention #1	<enter Intervention #1 here>
What data will be collected to monitor interventions in Q3?	<enter data source(s) here>
Action	<enter action(s) here>

Resources / PD	<enter resources/PD here>
Person(s) Responsible	<enter person(s) responsible here>
Timeline for Completion	<enter dates here>
AIM Alignment	Select AIM from dropdown
Title I School Wide Components	Select Title I Component from dropdown
Estimated Cost	<enter estimated cost here>
Funding Source(s)	Select Funding Source From Dropdown
Did you meet this quarter's goal?	Select
Problem Statement 8:	
Root Cause 8:	
PS8 - Q3 SMART Goal:	
Q3 Intervention #1	<enter Intervention #1 here>

What data will be collected to monitor interventions in Q1?	<enter data source(s) here>
Action	<enter action(s) here>
Resources / PD	<enter resources/PD here>
Person(s) Responsible	<enter person(s) responsible here>
Timeline for Completion	<enter dates here>
AIM Alignment	Select AIM from dropdown
Title I School Wide Components	Select Title I Component from dropdown
Estimated Cost	<enter estimated cost here>
Funding Source(s)	Select Funding Source From Dropdown
Did you meet this quarter's goal?	Select
Problem Statement 9:	
Root Cause 9:	
PS9 - Q3 SMART Goal:	

Q3 Intervention #1	<enter Intervention #1 here>
What data will be collected to monitor interventions in Q1?	<enter data source(s) here>
Action	<enter action(s) here>
Resources / PD	<enter resources/PD here>
Person(s) Responsible	<enter person(s) responsible here>
Timeline for Completion	<enter dates here>
AIM Alignment	Select AIM from dropdown
Title I School Wide Components	Select Title I Component from dropdown
Estimated Cost	<enter estimated cost here>
Funding Source(s)	Select Funding Source From Dropdown
Did you meet this quarter's goal?	Select
Problem Statement 10:	
Root Cause 10:	

PS10 - Q3 SMART Goal:	
Q3 Intervention #1	<enter Intervention #1 here>
What data will be collected to monitor interventions in Q1?	<enter data source(s) here>
Action	<enter action(s) here>
Resources / PD	<enter resources/PD here>
Person(s) Responsible	<enter person(s) responsible here>
Timeline for Completion	<enter dates here>
AIM Alignment	Select AIM from dropdown
Title I School Wide Components	Select Title I Component from dropdown
Estimated Cost	<enter estimated cost here>
Funding Source(s)	Select Funding Source From Dropdown
Did you meet this quarter's goal?	Select

Crain Elementary	Professional Service Provider (PSP):	Cindi Neverdousky
------------------	--------------------------------------	-------------------

Quarter 3 - Needs Assessment Summary a

Important Notice! Improvement Required (IR) districts/campuses must complete

By checking the box, I attest that an on-site needs assessment has been completed. In addition, these findings have been recorded and are available upon request.

The collective hours in ISS or OSS totaled 2,012 hours which increased from last year. The increase includes changes in district procedures for reporting ISS only as full days; reporting less than whole day. Additional increase may be accounted for in the required students being assessed for further behavioral supports (55 hours). Multiple long-term substitutes on campus.

Communication/implementation/follow-through of the Crain Pledge & Student Behavioral expectations in the classrooms and/or common areas.

PS1 - Q3 Interventions

65 % of "Positive Paws" given to students will reflect a virtue from

Q3 Intervention #2	Implement behavior Rtl protocols for communication and follow-up to parents, teachers, and students.
What data will be collected to monitor interventions in Q3?	Discipline referrals, SDQ (Behavior Rtl screener); contact logs; counseling schedules
Action(s)	Administration and Guidance Counselor, will develop protocols to support behavior Rtl students to foster open, effective communication to facilitate effective interventions.
Resources / PD	VISD Behavior Rtl Handbook, Ripples Effects

Person(s) Responsible	Guidance Counselor, TTIPS Social Worker, and Assistant Principal
Timeline for Completion	On-going
AIM Alignment	AIM 4: Responsive to Student Needs
Title I School Wide Components	Early Childhood Transition
Estimated Cost	0
Funding Source(s)	Select Funding Source From Dropdown TTIPS Grant

End of Q2 Report

Provide the data or evidence that supports meeting or making progress toward this quarterly goal.	We had 616 Positive Paws out of 662 Positive Paws awarded for virtuos behavior for the 3rd quarter. We had 268 hours of students out of placement in the 3rd quarter for a total of 650 hours and 10 minutes out of placement for the 2016-2017 school year to date.
--	--

improved over the last three school years. Baseline 95.1% (2013-14), Year 1 - 95.14% (2015-16). The campus decreased absenteeism in spite of the on-going illnesses and HB (chronic truancy at the same rate as in years past for families that have chronic absenteeism).

school culture created barriers to positive relationships between home & school. (parent complaints, survey results, teacher turnover rate)

PS2 - Q3 Interventions

Conduct Face-to-Face conferences with at least 55% of families

Q3 Intervention #2	Continue to Implement Attendance Incentives
What data will be collected to monitor interventions in Q3?	Attendance data, Number of classrooms with perfect attendance

Action(s)	Individual and Class attendance incentives will be given to promote attendance. Individual attendance incentives will be Every Day Counts and class incentives will be spelling the word PERFECT, where every day classes with perfect attendance can add a letter. Communicating attendance data and perfect attendance classes on newsletter.
Resources / PD	August 9, 2016 PD; E-School
Person(s) Responsible	Parent Liaison, TTIPS Social Worker, Teachers, and Administrators
Timeline for Completion	On-going
AIM Alignment	AIM 2: Safe & Nurturing Environment
Title I School Wide Components	Effective & Timely Assistance for Struggling Students
Estimated Cost	1000
Funding Source(s)	TTIPS Grant

End of Q3 Rep

Provide the data or evidence that supports meeting or making progress toward this quarterly goal.	The parent liaison and our Family Support Specialist met with 24 of the 43 families identified who have barriers for attendance.
--	--

at meet the Level II standard for passing on the 2016 STAAR Mathematics assessment.

chedule for teachers to collaborate, communicate, and calibrate around best practices, Rtl, and focused instructional strategies based on data.

PS3 - Q3 Interventions

Students in grades 2-5 will increase their Math bench

Q3 Intervention #2	Utilize PLC, Essential Evening and Sensational Saturday to evaluate, analyze, and develop next steps around the identified deepest holes.
What data will be collected to monitor interventions in Q3?	Short-cycle Trend Analysis forms will be used to analyze data. Lesson plans will be reviewed for deepest holes TEKS.
Action(s)	The campus will utilize the Investigating the Student Expectations—November 2016 CBA, to determine the "deepest holes" to spiral back into daily lessons.
Resources / PD	Sensational Saturdays, Essential Evenings and data meetings.
Person(s) Responsible	Instructional Coach, Teachers, Administrators
Timeline for Completion	On-going
AIM Alignment	AIM 5: Highly Effective & Qualified Personnel
Title I School Wide Components	Instruction by HQ teachers
Estimated Cost	5000
Funding Source(s)	Select Funding Source From Dropdown TTIPS Grant

End of Q3 Rep

Provide the data or evidence that supports meeting or making progress toward this quarterly goal.	The increase from our CBA to our benchmark data was 12.98 % for all students in second through fifth grade.
--	---

not meet the Level II standard for passing on the 2016 STAAR Reading assessment.

dule for teachers to collaborate, communicate, and calibrate around best practices, Rtl, and focused instructional strategies based on data.

PS4 - Q3 Interventions

Students in grades 2-5 will increase their reading benc

Q3 Intervention #2	Utilize PLC, Sensational Saturday & Essential Evenings to learn how to provided more opportunities for students to read and write in all content areas.
What data will be collected to monitor interventions in Q3?	Lesson Plans; walk-throughs
Action(s)	All content area staff attended the TALK READ TALK WRITE training. We will work to incorporate more opportunities for students to talk, read and write in acitivities.
Resources / PD	TALK READ TALK WRITE PD completed on January 3, 2017. Essential Eventing scheduled for January 17, 2017 and a Sensational Saturday February 4, 2017.
Person(s) Responsible	Instructional Coaches and Administrators
Timeline for Completion	On-going
AIM Alignment	AIM 3: Optimal Educational Resources
Title I School Wide Components	Including Teachers in Decision Making about Data and Assessment
Estimated Cost	\$10,000
Funding Source(s)	Select Funding Source From Dropdown TTIPS Grant

End of Q3 Report

<p>Provide the data or evidence that supports meeting or making progress toward this quarterly goal.</p>	<p>The increase from our CBA to our benchmark data was 9.55% rounded up to 10% for all students in second through fifth grade.</p>
---	--

did not meet the Level II standard for passing on the 2016 STAAR Writing assessment.

provide a schedule for teachers to collaborate, communicate, and calibrate around best practices, RtI, and focused instructional strategies based on data.

PS5 - Q3 Interventions

90% of closing tasks in Science

<p>Q3 Intervention #2</p>	<p>Provide smaller group settings for writing practice and writing interventions in the 4th grade classroom.</p>
<p>What data will be collected to monitor interventions in Q3?</p>	<p>Writing samples, walk-through data</p>
<p>Action(s)</p>	<p>Two additional staff members will be assigned to each fourth grade classroom to work with students in smaller groups. A schedule will also be developed to provide additional support for struggling 4th grade students.</p>
<p>Resources / PD</p>	<p>Master schedule, Eventful Evenings and Sensational Saturdays</p>
<p>Person(s) Responsible</p>	<p>Teachers, Intern and Para professional assigned for pull outs, Instructional Coaches and Administrators</p>
<p>Timeline for Completion</p>	<p>On-going, Pull out schedule completed by 1/13/2017, pull outs to begin 1/17/2017. Additional staff assignment to begin 1/17/2017.</p>
<p>AIM Alignment</p>	<p>AIM 4: Responsive to Student Needs</p>

Title I School Wide Components	Effective & Timely Assistance for Struggling Students
Estimated Cost	<enter estimated cost here>
Funding Source(s)	Select Funding Source From Dropdown Title IA

End of Q3 Rep

Provide the data or evidence that supports meeting or making progress toward this quarterly goal.	97 % of closing tasks in all areas were written.
--	--

<enter Root Cause #6 here>

PS6 - Q3 Interventions

<Enter PS6 -

Q3 Intervention #2	<enter Intervention #2 here>
What data will be collected to monitor interventions in Q3?	<enter data source(s) here>
Action(s)	<enter action(s) here>
Resources / PD	<enter resources/PD here>
Person(s) Responsible	<enter person(s) responsible here>

Timeline for Completion	<enter dates here>
AIM Alignment	Select AIM from dropdown
Title I School Wide Components	Select Title I Component from dropdown
Estimated Cost	<enter estimated cost here>
Funding Source(s)	Select Funding Source From Dropdown

End of Q3 Rep

Provide the data or evidence that supports meeting or making progress toward this quarterly goal.	<Enter text>
--	--------------

<Enter Problem Statement #7 Here>

<enter Root Cause #7 here>

PS7 - Q3 Interventions

<Enter PS7 -

Q3 Intervention #2	<enter Intervention #2 here>
What data will be collected to monitor interventions in Q3?	<enter data source(s) here>
Action	<enter action(s) here>

Resources / PD	<enter resources/PD here>
Person(s) Responsible	<enter person(s) responsible here>
Timeline for Completion	<enter dates here>
AIM Alignment	Select AIM from dropdown
Title I School Wide Components	Select Title I Component from dropdown
Estimated Cost	<enter estimated cost here>
Funding Source(s)	Select Funding Source From Dropdown

End of Q3 Rep

Provide the data or evidence that supports meeting or making progress toward this quarterly goal.	<Enter text>
--	--------------

<Enter Problem Statement #8 Here>

<enter Root Cause #8 here>

PS8 - Q3 Interventions

<Enter PS8 -

Q3 Intervention #2	<enter Intervention #2 here>
---------------------------	------------------------------

What data will be collected to monitor interventions in Q1?	<enter data source(s) here>
Action	<enter action(s) here>
Resources / PD	<enter resources/PD here>
Person(s) Responsible	<enter person(s) responsible here>
Timeline for Completion	<enter dates here>
AIM Alignment	Select AIM from dropdown
Title I School Wide Components	Select Title I Component from dropdown
Estimated Cost	<enter estimated cost here>
Funding Source(s)	Select Funding Source From Dropdown

End of Q3 Rep

Provide the data or evidence that supports meeting or making progress toward this quarterly goal.	<Enter text>
--	--------------

<Enter Problem Statement #9 Here>

<enter Root Cause #9 here>

PS9 - Q3 Interventions

<Enter PS9 -

Q3 Intervention #2	<enter Intervention #2 here>
What data will be collected to monitor interventions in Q1?	<enter data source(s) here>
Action	<enter action(s) here>
Resources / PD	<enter resources/PD here>
Person(s) Responsible	<enter person(s) responsible here>
Timeline for Completion	<enter dates here>
AIM Alignment	Select AIM from dropdown
Title I School Wide Components	Select Title I Component from dropdown
Estimated Cost	<enter estimated cost here>
Funding Source(s)	Select Funding Source From Dropdown

End of Q3 Rep

Provide the data or evidence that supports meeting or making progress toward this quarterly goal.	<Enter text>
--	--------------

<Enter Problem Statement #10 Here>

<enter Root Cause #10 here>

PS10 - Q3 Interventions

<Enter PS10

Q3 Intervention #2	<enter Intervention #2 here>
What data will be collected to monitor interventions in Q1?	<enter data source(s) here>
Action	<enter action(s) here>
Resources / PD	<enter resources/PD here>
Person(s) Responsible	<enter person(s) responsible here>
Timeline for Completion	<enter dates here>
AIM Alignment	Select AIM from dropdown
Title I School Wide Components	Select Title I Component from dropdown
Estimated Cost	<enter estimated cost here>
Funding Source(s)	Select Funding Source From Dropdown

End of Q3 Rep

Provide the data or evidence that supports meeting or making progress toward this quarterly goal.	<Enter text>
--	---------------------------

District Coordinator of School Improvement (DCSI):	Dionne Hughes	Date of Public Hearing for Targeted Improvement Plan:
--	---------------	---

nd Improvement Plan (Jan 3 - Mar 10)

the following attestation statement to fulfill TEC §39.106 requirements?
 nducted according to TEC §39.106 (b) and recommendations were made

Annual SMART Goal #1:	Decrease number of ISS/OSS ho
Strategy:	Intensive implementation of schoo

(Jan 3 - Mar 10)
 from the Crain Pledge and the EAFK (Early Acts First Knights) curri

Q3 Intervention #3	Teachers will make 3 positive contacts per student per nine weeks.
What data will be collected to monitor interventions in Q3?	Positive Contact Log
Action(s)	Create Positive Contact Log and disseminate at faculty meeting. Log will be turned in at the end of the nine weeks.
Resources / PD	ICs, teachers

Person(s) Responsible	Teachers
Timeline for Completion	On-going
AIM Alignment	AIM 2: Safe & Nurturing Environment
Title I School Wide Components	Increased Parental Involvement
Estimated Cost	0
Funding Source(s)	Select Funding Source From Dropdown

Reporting

Are you on track to meet the annual goal?	Yes
---	-----

Annual SMART Goal #2:

Annual SMART Goal #2:	Increase Crain student attendance
-----------------------	-----------------------------------

Strategy:	Improve relations between
-----------	---------------------------

(Jan 3 - Mar 10)

Students whose children have been identified as having barriers to attendance

Q3 Intervention #3	Conduct Face-to-Face Conferences with Families of Students with Attendance Issues
--------------------	---

What data will be collected to monitor interventions in Q3?	Attendance data, Contact logs
---	-------------------------------

Action(s)	Parent Liaison and TTIPs Social Worker will conference with families of absent children to assist in overcoming barriers to coming to school.
Resources / PD	E-School Attendance
Person(s) Responsible	Parent Liaison, TTIPS Social Worker
Timeline for Completion	On-going
AIM Alignment	AIM 4: Responsive to Student Needs
Title I School Wide Components	Coordination & Integration of Services and Programs
Estimated Cost	0
Funding Source(s)	Select Funding Source From Dropdown TTIPS Grant

Supporting

Are you on track to meet the annual goal?	No
--	----

Annual SMART Goal #3:	64% of students in grade 3-5 will meet level II sta
------------------------------	---

Strategy:	Utilize PLC (Professional Learning Communities) for job e based on best practices, use data to inf
------------------	--

(Jan 3 - Mar 10)

mark scores by an average of 10% from their CBA performance.

Q3 Intervention #3	Implement Math Lesson Cycle Protocol
What data will be collected to monitor interventions in Q3?	Lesson plans, deepest holes closing task; Think Through Math data
Action(s)	Revise math lesson plan template to change the order of the deepest holes spiraled instruction; Set Think Through Math lesson for students who did not master deepest holes to that lesson.
Resources / PD	Curriculum coordinators; Curriculum Instruction and Accountability Administrators; PLC; Faculty Meetings
Person(s) Responsible	Instructional Coach, Teachers, Administrators
Timeline for Completion	Revision of lesson plan template by 1/13/2017; Implementation is on-going.
AIM Alignment	AIM 1: Excellent Student Achievement
Title I School Wide Components	Instruction by HQ teachers
Estimated Cost	0
Funding Source(s)	Select Funding Source From Dropdown

Reporting

Are you on track to meet the annual goal?	No but made significant progress
--	----------------------------------

Annual SMART Goal #4:	67% of students in grade 3-5 will meet level II s
Strategy:	Utilize PLC (Professional Learning Communities) for job e based on best practices, use data to inf


(Jan 3 - Mar 10)

hmark scores by an average of 10% from their CBA performance.

Q3 Intervention #3	Provide smaller group settings for interventions by utilizing our TTIPS interns.
What data will be collected to monitor interventions in Q3?	Lesson plans; walkthrough data;
Action(s)	We will utilize our TTIPS interns to provide smaller group settings for interventions.
Resources / PD	Instructional Coaches will provide job embedded training for interns to provide quality interventions.
Person(s) Responsible	Instructional Coaches, TTIPS Interns, Teachers, Administrators
Timeline for Completion	On-going
AIM Alignment	AIM 2: Safe & Nurturing Environment
Title I School Wide Components	Effective & Timely Assistance for Struggling Students
Estimated Cost	0
Funding Source(s)	Select Funding Source From Dropdown TTIPS Grant

Reporting

<p>Are you on track to meet the annual goal?</p>	<p>No but made significant progress</p>
--	---



<p>Annual SMART Goal #5:</p>	<p>63% of students in grade 4 will meet level II s</p>
------------------------------	--

<p>Strategy:</p>	<p>Develop a process that will allow monitoring and</p>
------------------	---

(Jan 3 - Mar 10)

e, Math and Social Studies will be written.

<p>Q3 Intervention #3</p>	<p><enter Intervention #3 here></p>
---------------------------	---

<p>What data will be collected to monitor interventions in Q3?</p>	<p><enter data source(s) here></p>
--	--

<p>Action(s)</p>	<p><enter action(s) here></p>
------------------	-------------------------------------

<p>Resources / PD</p>	<p><enter resources/PD here></p>
-----------------------	--

<p>Person(s) Responsible</p>	<p><enter person(s) responsible here></p>
------------------------------	---

<p>Timeline for Completion</p>	<p><enter dates here></p>
--------------------------------	---------------------------------

<p>AIM Alignment</p>	<p>Select AIM from dropdown</p>
----------------------	---------------------------------

Title I School Wide Components	Select Title I Component from dropdown
Estimated Cost	<enter estimated cost here>
Funding Source(s)	Select Funding Source From Dropdown

Reporting

Are you on track to meet the annual goal?	Yes
--	-----

Annual SMART Goal #6:	<Enter A
------------------------------	----------

Strategy:	<E
------------------	----

(Jan 3 - Mar 10)

Q3 SMART Goal Here>

Q3 Intervention #3	<enter Intervention #3 here>
---------------------------	------------------------------

What data will be collected to monitor interventions in Q3?	<enter data source(s) here>
--	-----------------------------

Action(s)	<enter action(s) here>
------------------	------------------------

Resources / PD	<enter resources/PD here>
-----------------------	---------------------------

Person(s) Responsible	<enter person(s) responsible here>
------------------------------	------------------------------------

Timeline for Completion	<enter dates here>
AIM Alignment	Select AIM from dropdown
Title I School Wide Components	Select Title I Component from dropdown
Estimated Cost	<enter estimated cost here>
Funding Source(s)	Select Funding Source From Dropdown

Reporting

Are you on track to meet the annual goal?	Select
--	--------



Annual SMART Goal #7:	<Enter A
------------------------------	----------

Strategy:	<E
------------------	----

(Jan 3 - Mar 10)

Q2 SMART Goal Here>

Q3 Intervention #3	<enter Intervention #3 here>
---------------------------	------------------------------


What data will be collected to monitor interventions in Q3?	<enter data source(s) here>
--	-----------------------------

Action	<enter action(s) here>
---------------	------------------------

Resources / PD	<enter resources/PD here>
Person(s) Responsible	<enter person(s) responsible here>
Timeline for Completion	<enter dates here>
AIM Alignment	Select AIM from dropdown
Title I School Wide Components	Select Title I Component from dropdown
Estimated Cost	<enter estimated cost here>
Funding Source(s)	Select Funding Source From Dropdown

Reporting

Are you on track to meet the annual goal?	Select
--	--------



Annual SMART Goal #8:	<Enter A
------------------------------	----------

Strategy:	<E
------------------	----

(Jan 3 - Mar 10)

Q3 SMART Goal Here>

Q3 Intervention #3	<enter Intervention #3 here>
---------------------------	------------------------------

What data will be collected to monitor interventions in Q1?	<enter data source(s) here>
Action	<enter action(s) here>
Resources / PD	<enter resources/PD here>
Person(s) Responsible	<enter person(s) responsible here>
Timeline for Completion	<enter dates here>
AIM Alignment	Select AIM from dropdown
Title I School Wide Components	Select Title I Component from dropdown
Estimated Cost	<enter estimated cost here>
Funding Source(s)	Select Funding Source From Dropdown

Reporting

Are you on track to meet the annual goal?	Select
--	--------

Annual SMART Goal #9:

Annual SMART Goal #9:	<Enter /
------------------------------	----------

Strategy:	<E
------------------	----

(Jan 3 - Mar 10)

Q3 SMART Goal Here>

Q3 Intervention #3	<enter Intervention #3 here>
What data will be collected to monitor interventions in Q1?	<enter data source(s) here>
Action	<enter action(s) here>
Resources / PD	<enter resources/PD here>
Person(s) Responsible	<enter person(s) responsible here>
Timeline for Completion	<enter dates here>
AIM Alignment	Select AIM from dropdown
Title I School Wide Components	Select Title I Component from dropdown
Estimated Cost	<enter estimated cost here>
Funding Source(s)	Select Funding Source From Dropdown
Reporting	
Are you on track to meet the annual goal?	Select
Annual SMART Goal #10:	<Enter A
Strategy:	<E

Q3 (Jan 3 - Mar 10)

- Q3 SMART Goal Here>

Q3 Intervention #3	<enter Intervention #3 here>
What data will be collected to monitor interventions in Q1?	<enter data source(s) here>
Action	<enter action(s) here>
Resources / PD	<enter resources/PD here>
Person(s) Responsible	<enter person(s) responsible here>
Timeline for Completion	<enter dates here>
AIM Alignment	Select AIM from dropdown
Title I School Wide Components	Select Title I Component from dropdown
Estimated Cost	<enter estimated cost here>
Funding Source(s)	Select Funding Source From Dropdown

Reporting

Are you on track to meet the annual goal?	Select
--	--------

9/15/2016	Date Campus TIP Approved by Board (IR only):	<enter date>

 de by the intervention team when considered appropriate. In

ours to less than 1600 in the 2016-17 school year.


l wide and classroom expectations and procedures.

culum.

Q3 Intervention #4	<enter Intervention #4 here>
What data will be collected to monitor interventions in Q3?	<enter data source(s) here>
Action(s)	<enter action(s) here>
Resources / PD	<enter resources/PD here>

Person(s) Responsible	<enter person(s) responsible here>
Timeline for Completion	<enter dates here>
AIM Alignment	Select AIM from dropdown
Title I School Wide Components	Select Title I Component from dropdown
Estimated Cost	0
Funding Source(s)	Select Funding Source From Dropdown
What, if any, adjustments must be made in order to meet the annual goal?	We will continue to provide character education and to reward students for virtuous behavior. We will also continue to provide discipline alternatives instead of ISS/OSS placement as needed.
<p>endance to 98% in the 2016-17 school year</p>	
<p>ween the school and home community.</p>	
<p>lance.</p>	
Q3 Intervention #4	<enter Intervention #4 here>
What data will be collected to monitor interventions in Q3?	<enter data source(s) here>


Action(s)	<enter action(s) here>
Resources / PD	<enter resources/PD here>
Person(s) Responsible	<enter person(s) responsible here>
Timeline for Completion	<enter dates here>
AIM Alignment	Select AIM from dropdown
Title I School Wide Components	Select Title I Component from dropdown
Estimated Cost	<enter estimated cost here>
Funding Source(s)	Select Funding Source From Dropdown
What, if any, adjustments must be made in order to meet the annual goal?	The parent liaison and family support specialist will continue to meet with families who have been identified with barriers for attendance.
<p>Standard for passing on the 2017 STAAR Mathematics assessment.</p>	
<p>Embedded professional development to plan and develop effective lessons form instruction and plan appropriately for academic Rtl .</p>	



Q3 Intervention #4	<enter Intervention #4 here>
What data will be collected to monitor interventions in Q3?	<enter data source(s) here>
Action(s)	<enter action(s) here>
Resources / PD	<enter resources/PD here>
Person(s) Responsible	<enter person(s) responsible here>
Timeline for Completion	<enter dates here>
AIM Alignment	Select AIM from dropdown
Title I School Wide Components	Select Title I Component from dropdown
Estimated Cost	<enter estimated cost here>
Funding Source(s)	Select Funding Source From Dropdown




What, if any, adjustments must be made in order to meet the annual goal?	We will use our benchmark data to provide targeted interventions and instruction for our students. We will group students for small groups according to the SE's that still need to be mastered.
---	--



standard for passing on the 2017 STAAR Reading assessment.

embedded professional development to plan and develop effective lessons form instruction and plan appropriately for academic Rtl .



Q3 Intervention #4	<enter Intervention #4 here>
What data will be collected to monitor interventions in Q3?	<enter data source(s) here>
Action(s)	<enter action(s) here>
Resources / PD	<enter resources/PD here>
Person(s) Responsible	<enter person(s) responsible here>
Timeline for Completion	<enter dates here>
AIM Alignment	Select AIM from dropdown
Title I School Wide Components	Select Title I Component from dropdown
Estimated Cost	<enter estimated cost here>
Funding Source(s)	Select Funding Source From Dropdown

What, if any, adjustments must be made in order to meet the annual goal?	We will use our benchmark data to provide targeted interventions and instruction for our students. We will group students for small groups according to the SE's that still need to be mastered.
standard for passing on the 2017 STAAR Writing assessment.	
feedback to teachers for a more consistent instructional delivery.	
Q3 Intervention #4	<enter Intervention #4 here>
What data will be collected to monitor interventions in Q3?	<enter data source(s) here>
Action(s)	<enter action(s) here>
Resources / PD	<enter resources/PD here>
Person(s) Responsible	<enter person(s) responsible here>
Timeline for Completion	<enter dates here>
AIM Alignment	Select AIM from dropdown

Title I School Wide Components	Select Title I Component from dropdown
Estimated Cost	<enter estimated cost here>
Funding Source(s)	Select Funding Source From Dropdown
What, if any, adjustments must be made in order to meet the annual goal?	For the 4th 9 weeks will be targeting the rigor of the written closing tasks and analyzing the quality of student writing and thinking.
Annual SMART Goal #6 >	
<p><enter Strategy Here></p>	
Q3 Intervention #4	<enter Intervention #4 here>
What data will be collected to monitor interventions in Q3?	<enter data source(s) here>
Action(s)	<enter action(s) here>
Resources / PD	<enter resources/PD here>
Person(s) Responsible	<enter person(s) responsible here>

Timeline for Completion	<enter dates here>
AIM Alignment	Select AIM from dropdown
Title I School Wide Components	Select Title I Component from dropdown
Estimated Cost	<enter estimated cost here>
Funding Source(s)	Select Funding Source From Dropdown
What, if any, adjustments must be made in order to meet the annual goal?	<Enter any additional information here>
Annual SMART Goal #7 >	
<enter Strategy Here> <div style="background-color: #bbdefb; height: 20px; margin-bottom: 5px;"></div> <div style="background-color: yellow; height: 50px; margin-bottom: 5px;"></div>	
Q3 Intervention #4	<enter Intervention #4 here>
What data will be collected to monitor interventions in Q3?	<enter data source(s) here>
Action	<enter action(s) here>

Resources / PD	<enter resources/PD here>
Person(s) Responsible	<enter person(s) responsible here>
Timeline for Completion	<enter dates here>
AIM Alignment	Select AIM from dropdown
Title I School Wide Components	Select Title I Component from dropdown
Estimated Cost	<enter estimated cost here>
Funding Source(s)	Select Funding Source From Dropdown
What, if any, adjustments must be made in order to meet the annual goal?	<Enter any additional information here>
Annual SMART Goal #8 >	
nter Strategy Here> <div style="background-color: #f4b084; height: 20px; width: 100%;"></div> <div style="background-color: #ffff00; height: 60px; width: 100%;"></div>	
Q3 Intervention #4	<enter Intervention #4 here>

What data will be collected to monitor interventions in Q1?	<enter data source(s) here>
Action	<enter action(s) here>
Resources / PD	<enter resources/PD here>
Person(s) Responsible	<enter person(s) responsible here>
Timeline for Completion	<enter dates here>
AIM Alignment	Select AIM from dropdown
Title I School Wide Components	Select Title I Component from dropdown
Estimated Cost	<enter estimated cost here>
Funding Source(s)	Select Funding Source From Dropdown
What, if any, adjustments must be made in order to meet the annual goal?	<Enter any additional information here>
Annual SMART Goal #9>	
nter Strategy Here>	

Q3 Intervention #4	<enter Intervention #4 here>
What data will be collected to monitor interventions in Q1?	<enter data source(s) here>
Action	<enter action(s) here>
Resources / PD	<enter resources/PD here>
Person(s) Responsible	<enter person(s) responsible here>
Timeline for Completion	<enter dates here>
AIM Alignment	Select AIM from dropdown
Title I School Wide Components	Select Title I Component from dropdown
Estimated Cost	<enter estimated cost here>
Funding Source(s)	Select Funding Source From Dropdown
What, if any, adjustments must be made in order to meet the annual goal?	<Enter any additional information here>
Annual SMART Goal #10 >	
Enter Strategy Here>	

Q3 Intervention #4	<enter Intervention #4 here>
What data will be collected to monitor interventions in Q1?	<enter data source(s) here>
Action	<enter action(s) here>
Resources / PD	<enter resources/PD here>
Person(s) Responsible	<enter person(s) responsible here>
Timeline for Completion	<enter dates here>
AIM Alignment	Select AIM from dropdown
Title I School Wide Components	Select Title I Component from dropdown
Estimated Cost	<enter estimated cost here>
Funding Source(s)	Select Funding Source From Dropdown
What, if any, adjustments must be made in order to meet the annual goal?	<Enter any additional information here>